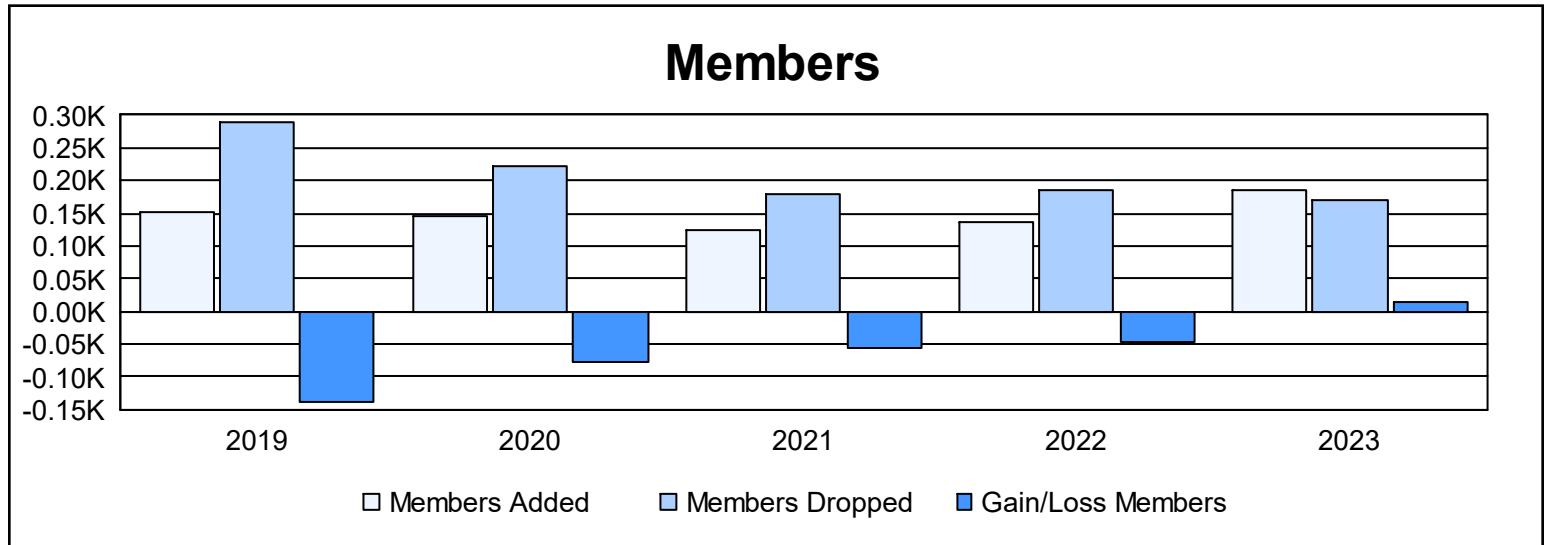
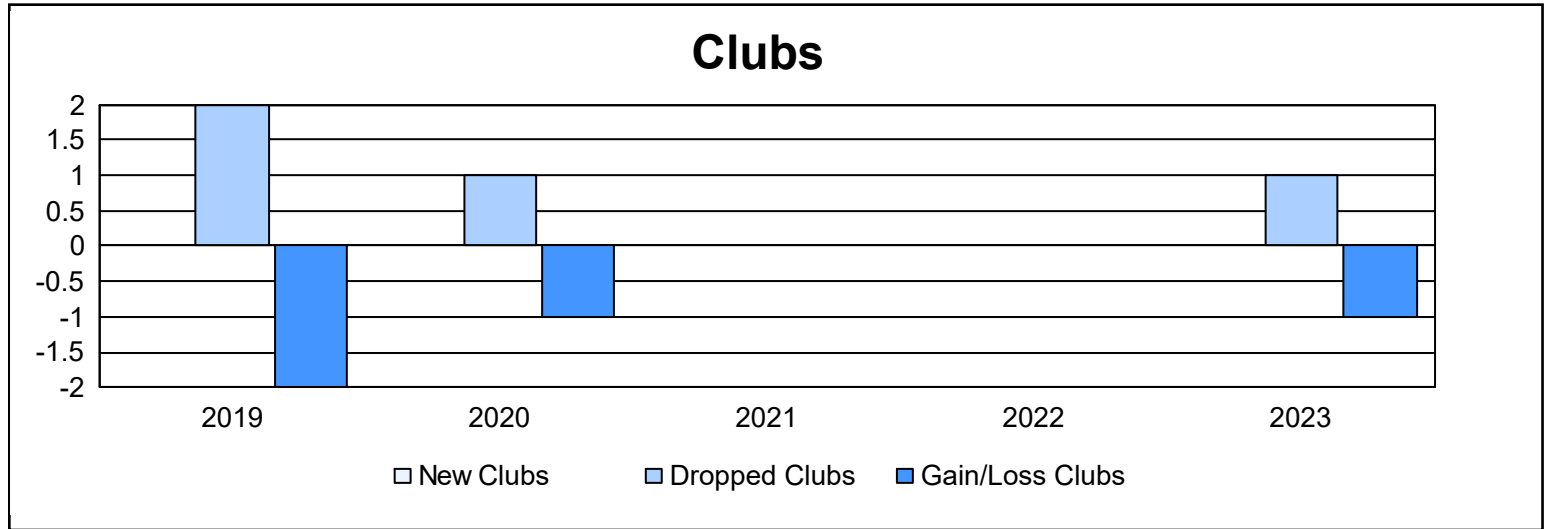
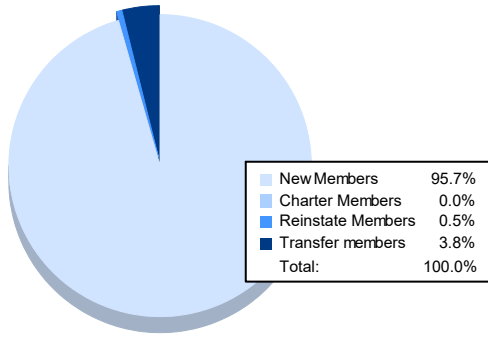


| Year           | New Clubs | Dropped Clubs | Gain/ Loss Clubs | New Members | Charter Members | Reinstate Members | Transfer Members | Total Member Added | Total Members Dropped | Gain/ Loss Members |
|----------------|-----------|---------------|------------------|-------------|-----------------|-------------------|------------------|--------------------|-----------------------|--------------------|
| 2018-2019      | 0         | 2             | -2               | 119         | 0               | 2                 | 30               | 151                | 288                   | -137               |
| 2019-2020      | 0         | 1             | -1               | 111         | 2               | 4                 | 28               | 145                | 221                   | -76                |
| 2020-2021      | 0         | 0             | 0                | 111         | 0               | 9                 | 4                | 124                | 179                   | -55                |
| 2021-2022      | 0         | 0             | 0                | 129         | 0               | 4                 | 4                | 137                | 185                   | -48                |
| 2022-2023      | 0         | 1             | -1               | 177         | 0               | 1                 | 7                | 185                | 171                   | 14                 |
| <b>Average</b> | <b>0</b>  | <b>1</b>      | <b>-1</b>        | <b>129</b>  | <b>0</b>        | <b>4</b>          | <b>15</b>        | <b>148</b>         | <b>209</b>            | <b>-60</b>         |



### Membership Composition June 2023 Cumulative



### Gender Composition June 2023 Cumulative

